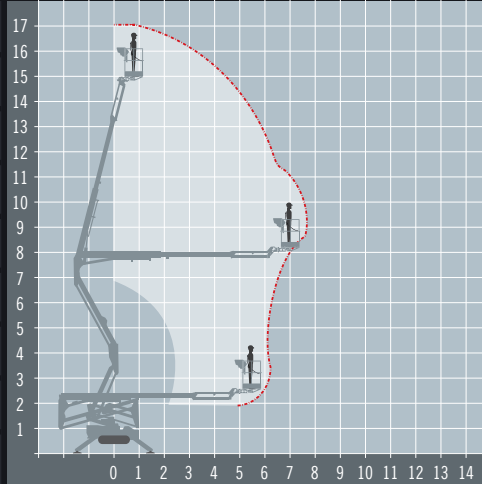


# HINOWA GL1775







ALTERNATIVES: Niftylift SD170

## Compact tracked boom platform

REACH HEIGHT	17.06 m
PLATFORM HEIGHT	15.06 m
UP AND OVER	7.8 m
HORIZONTAL REACH	7.5 m
STOWED HEIGHT	1.99 m
DEPLOYED WIDTH	2.89 m
PLATFORM SIZE	1.34 x 0.69 m
WEIGHT	2,230 kg
LIFT CAPACITY	230 kg









Stowed travel size is 4.53 x 0.8 m (14' 10" x 2' 7")

-  **110v MAINS/DIESEL POWERED**  
110v 3kva with diesel engine for travel
-  **TRACKED FOR ROUGH TERRAIN**  
Perfect when low ground pressure is needed
-  **LEVELLING STABILISERS**  
Levels the machine for use on uneven ground
-  **EXTENDING AXLES**  
Axles extend for use and retract for transport
-  **OUTDOOR RATED**  
Wind rated for outdoor use
-  **IPAF 1b**  
Requires IPAF category 1b

Compact, powerful and highly productive, the Hinowa Lightlift 17.75 is ideal for working both internally and externally at height in various applications such as gardening, construction and building maintenance. Its compact size makes it ideal to move through tight doorways.

## A range of extra's for 'Hire or Purchase' designed to give you the GTAdvantage™

-  **STOP NUISANCE BORROWING WITH GTA SECURE™**
-  **PROTECT SENSITIVE GROUND WITH 'GROUND GUARDS'**
-  **DOUBLE POINT HARNESSSES TO KEEP YOU SAFE AT HEIGHT**
-  **SPREAD THE LOAD WITH THE RIGHT SIZE SPREADER PLATES**
-  **FUEL BOX REFUEL ON-SITE THE EASY WAY WITH A FUEL BOX!**
-  **OPERATOR TRAINING FOR THIS ACCESS PLATFORM**

Find out more about the 'GTAdvantage' extras at [gtaccess.co.uk](http://gtaccess.co.uk)

